

MCPS School Start Time Survey - Elementary Parents

School start time survey results for elementary parents.

All Shown Pages

1533 responses

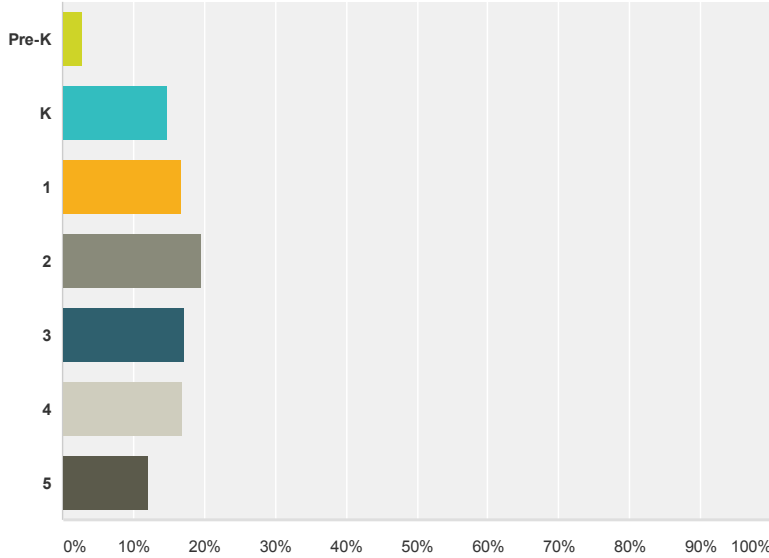
November 24, 2014 - December 15, 2014

2 views

Q1

In what grade is your elementary student? (Please select the child it will most effect.)

Answered: 1,524 Skipped: 9

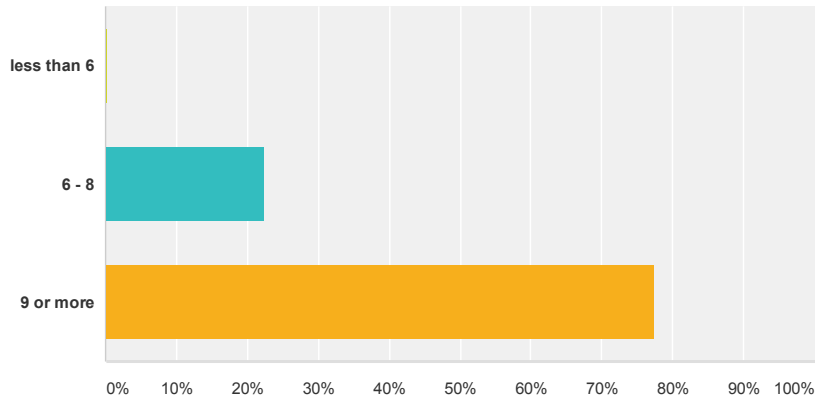


Answer Choices	Responses
Pre-K	2.76% 42
K	14.90% 227
1	16.60% 253
2	19.69% 300
3	17.13% 261
4	16.93% 258
5	12.01% 183
Total	1,524

Q2

How many hours of sleep does your child need to perform best?

Answered: 1,528 Skipped: 5

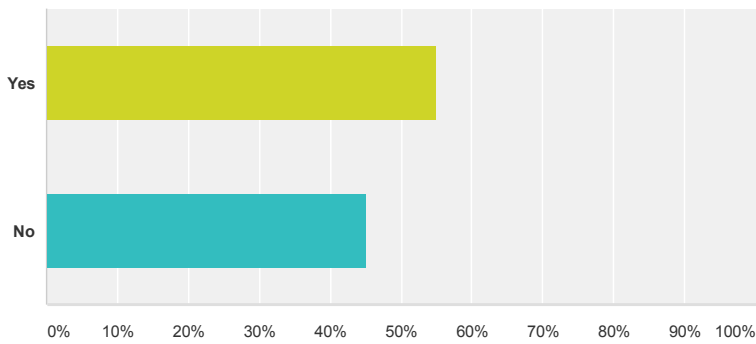


Answer Choices	Responses
less than 6	0.13% 2
6 - 8	22.32% 341
9 or more	77.55% 1,185
Total	1,528

Q3

Is it easy for him/her to wake up on school days?

Answered: 1,522 Skipped: 11

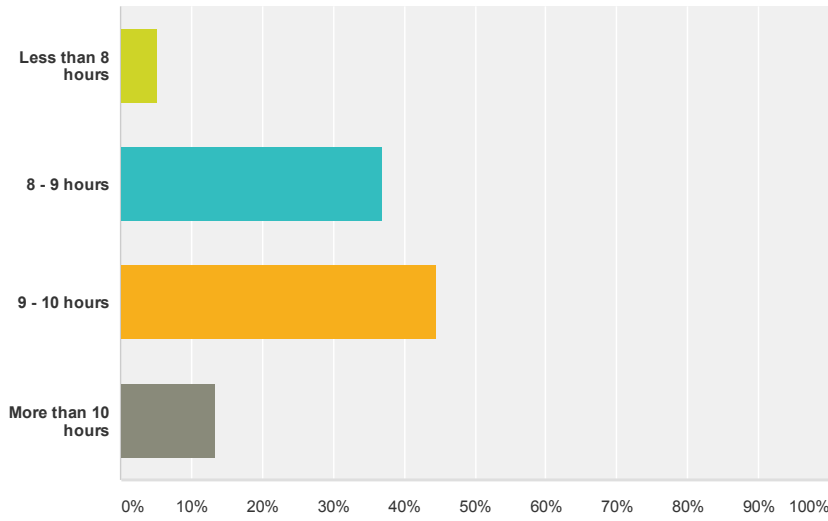


Answer Choices	Responses
Yes	54.99% 837
No	45.01% 685
Total	1,522

Q4

On average, how many hours of sleep does your elementary student get on school nights?

Answered: 1,525 Skipped: 8

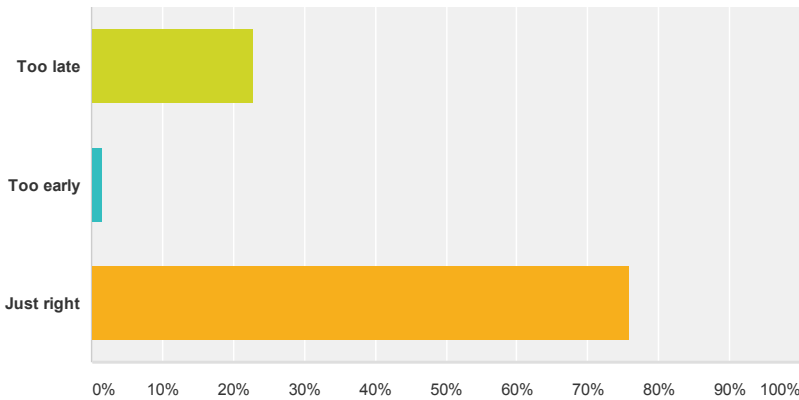


Answer Choices	Responses	
Less than 8 hours	5.31%	81
8 - 9 hours	36.92%	563
9 - 10 hours	44.39%	677
More than 10 hours	13.38%	204
Total		1,525

Q5

MCPS elementary schools currently start at 9:00 a.m. In your opinion, is this time:

Answered: 1,524 Skipped: 9



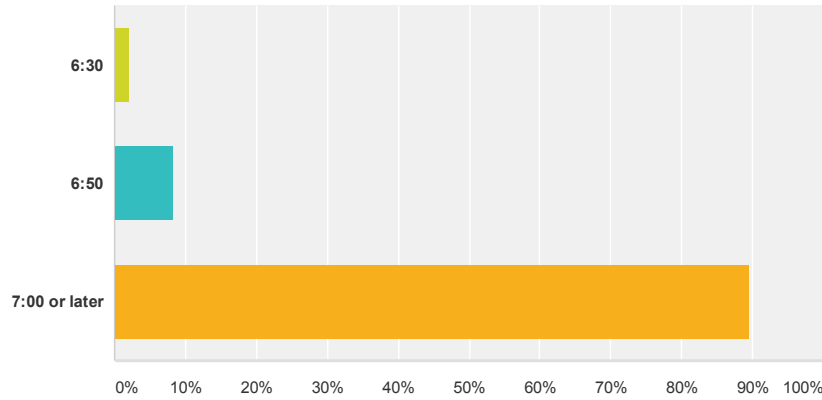
Answer Choices	Responses	
Too late	22.70%	346
Too early	1.51%	23
Just right	75.79%	1,155
Total		1,524

Q6

What would be the earliest preferred time

for your elementary student to leave the house in the morning if elementary schools started earlier?

Answered: 1,505 Skipped: 28

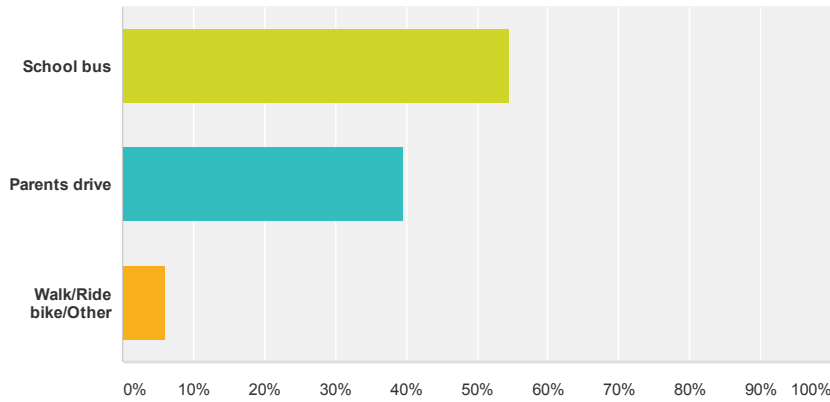


Answer Choices	Responses
6:30	2.06% 31
6:50	8.31% 125
7:00 or later	89.63% 1,349
Total	1,505

Q7

How does your elementary student usually get to school in the morning?

Answered: 1,520 Skipped: 13



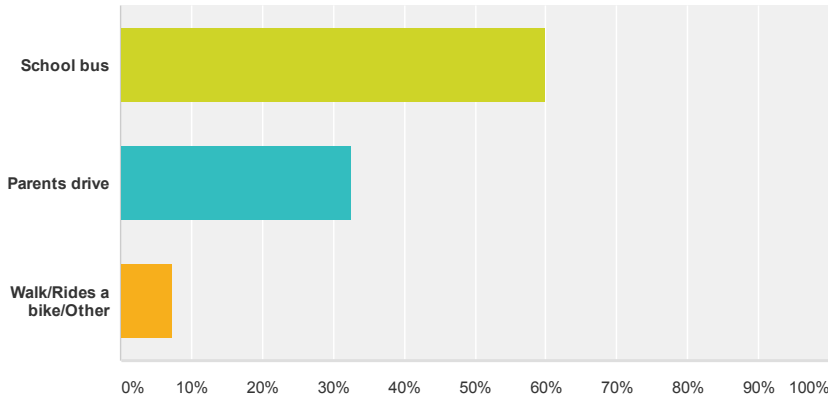
Answer Choices	Responses
School bus	54.41% 827
Parents drive	39.61% 602
Walk/Ride bike/Other	5.99% 91
Total	1,520

Q8

How does your elementary student usually

get home from school?

Answered: 1,519 Skipped: 14

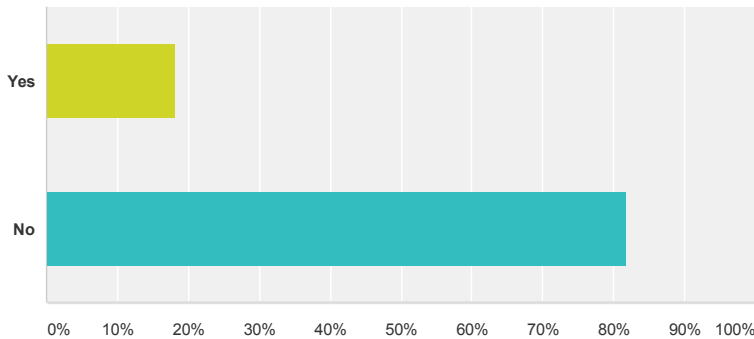


Answer Choices	Responses
School bus	59.97% 911
Parents drive	32.65% 496
Walk/Rides a bike/Other	7.37% 112
Total	1,519

Q9

Does your elementary student typically go to child care before school?

Answered: 1,509 Skipped: 24

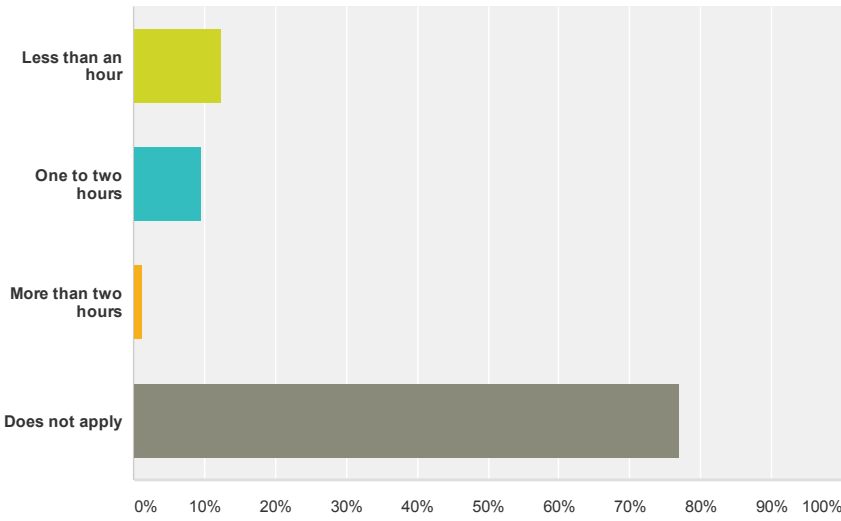


Answer Choices	Responses
Yes	18.09% 273
No	81.91% 1,236
Total	1,509

Q10

If you answered "Yes" to question 9, how much time does he/she spend at child care before school?

Answered: 1,178 Skipped: 355

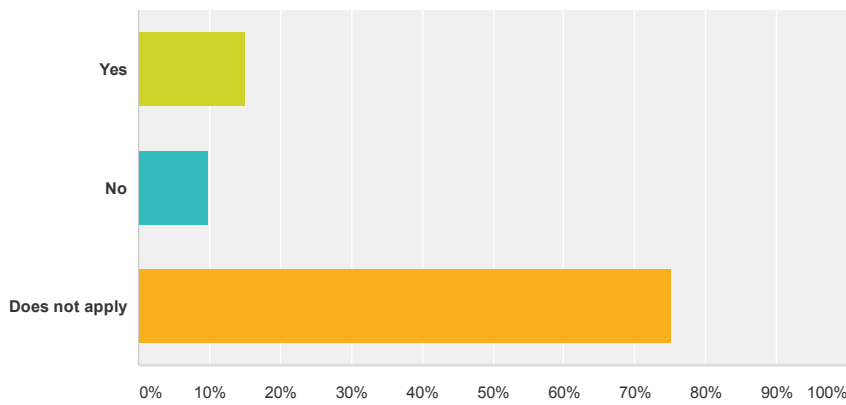


Answer Choices	Responses
Less than an hour	12.31% 145
One to two hours	9.51% 112
More than two hours	1.19% 14
Does not apply	76.99% 907
Total	1,178

Q11

If you answered yes, would an earlier start time eliminate your need for child care in the morning?

Answered: 1,219 Skipped: 314

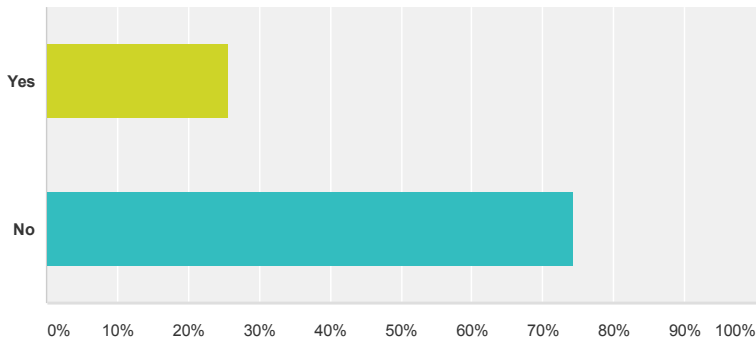


Answer Choices	Responses
Yes	15.09% 184
No	9.76% 119
Does not apply	75.14% 916
Total	1,219

Q12

Does your elementary student typically go to child care after school?

Answered: 1,501 Skipped: 32

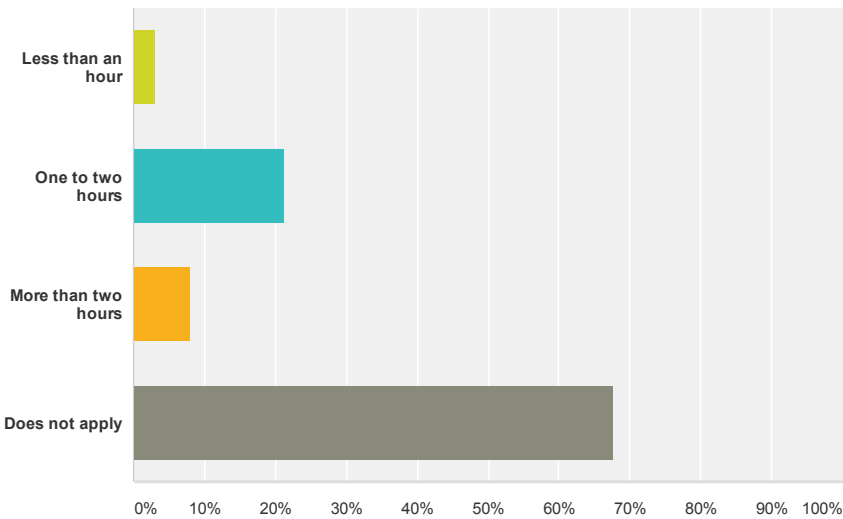


Answer Choices	Responses
Yes	25.58% 384
No	74.42% 1,117
Total	1,501

Q13

If you answered "Yes" to question 12, how much time does he/she spend at child care after school?

Answered: 1,212 Skipped: 321

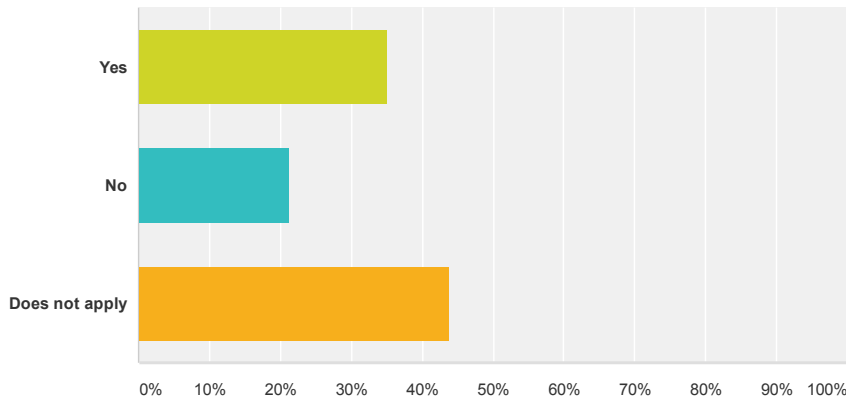


Answer Choices	Responses
Less than an hour	3.14% 38
One to two hours	21.20% 257
More than two hours	7.92% 96
Does not apply	67.74% 821
Total	1,212

Q14

If you answered No, would an earlier school ending time create a need for childcare in the afternoon?

Answered: 1,378 Skipped: 155

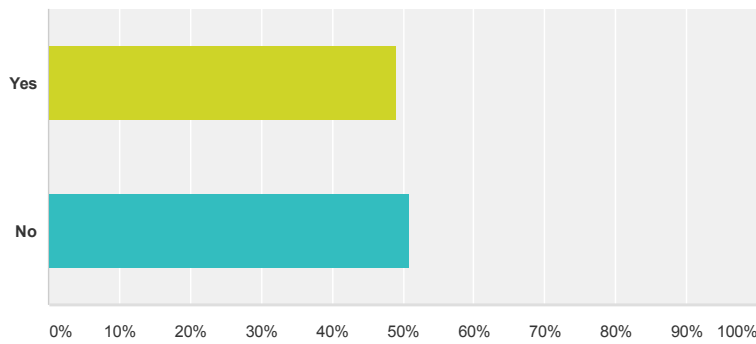


Answer Choices	Responses
Yes	34.98% 482
No	21.26% 293
Does not apply	43.76% 603
Total	1,378

Q15

Would an earlier elementary start time cause a problem for your work schedule and/or child care arrangements?

Answered: 1,508 Skipped: 25



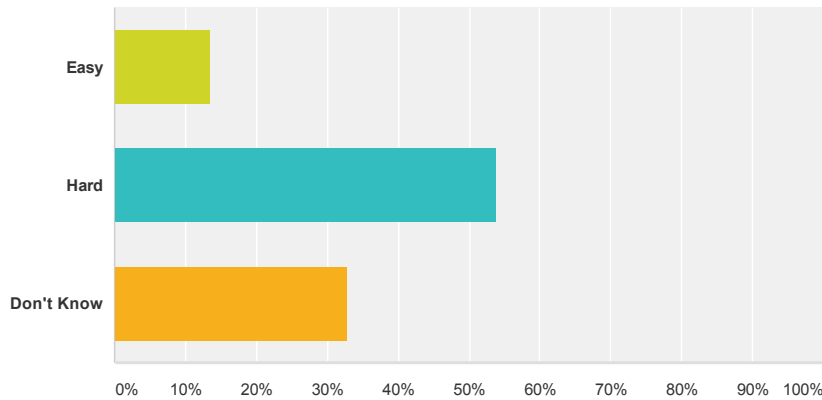
Answer Choices	Responses
Yes	49.07% 740
No	50.93% 768
Total	1,508

Q16

If you answered "Yes" to question 15,

would it be easy or hard for you to make changes to accommodate an earlier elementary school schedule?

Answered: 1,083 Skipped: 450

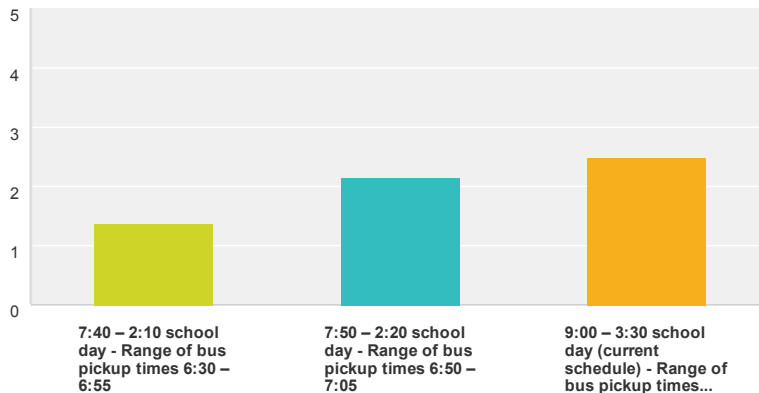


Answer Choices	Responses	
Easy	13.48%	146
Hard	53.83%	583
Don't Know	32.69%	354
Total		1,083

Q17

Please rank the following possible elementary school schedules: 1=Most Preferred to 3=Least Preferred. Once you select your ranking for the first item, the order for all items will change to reflect your preference (for example, if you select 9:00 – 3:30 as the number 1 slot, it will move up to that position and you can select one of the others as number 2).

Answered: 1,456 Skipped: 77



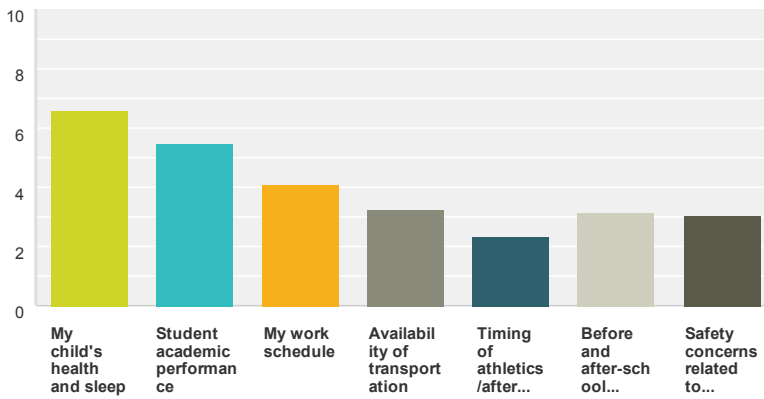
	1	2	3	Total	Score
7:40 – 2:10 school day - Range of bus pickup times 6:30 – 6:55	7.22% 105	22.34% 325	70.45% 1,025	1,455	1.37

7:50 – 2:20 school day - Range of bus pickup times 6:50 – 7:05	22.90% 333	68.50% 996	8.60% 125	1,454	2.14
9:00 – 3:30 school day (current schedule) - Range of bus pickup times 7:45-8:08	69.85% 1,017	9.20% 134	20.95% 305	1,456	2.49

Q18

Please rank the following factors when considering the best school start time for your elementary student: 1 = Most Important to 7 = Least Important. Once you select your ranking for the first item, the order for all items will change to reflect your preference (for example, if you select my child's health and sleep as the number 1 slot, it will move up to that position and you can select one of the others as number 2).

Answered: 1,455 Skipped: 78



	1	2	3	4	5	6	7	Total	Score
My child's health and sleep	76.34% 1,110	14.37% 209	4.88% 71	2.75% 40	1.31% 19	0.14% 2	0.21% 3	1,454	6.60
Student academic performance	8.32% 121	57.53% 837	18.08% 263	9.00% 131	4.54% 66	1.99% 29	0.55% 8	1,455	5.48
My work schedule	4.33% 63	9.83% 143	31.13% 453	24.54% 357	13.13% 191	8.66% 126	8.38% 122	1,455	4.08
Availability of transportation	0.69% 10	2.61% 38	9.48% 138	30.86% 449	29.97% 436	19.45% 283	6.94% 101	1,455	3.27
Timing of athletics/after-school/extracurricular activities	0.62% 9	0.41% 6	6.67% 97	7.84% 114	26.80% 390	27.15% 395	30.52% 444	1,455	2.37
Before and after-school care/supervision	5.43% 79	5.57% 81	13.55% 197	15.82% 230	12.93% 188	28.13% 409	18.57% 270	1,454	3.16
Safety concerns related to traveling to/from school	4.33% 63	9.69% 141	16.22% 236	9.21% 134	11.34% 165	14.50% 211	34.71% 505	1,455	3.04

